

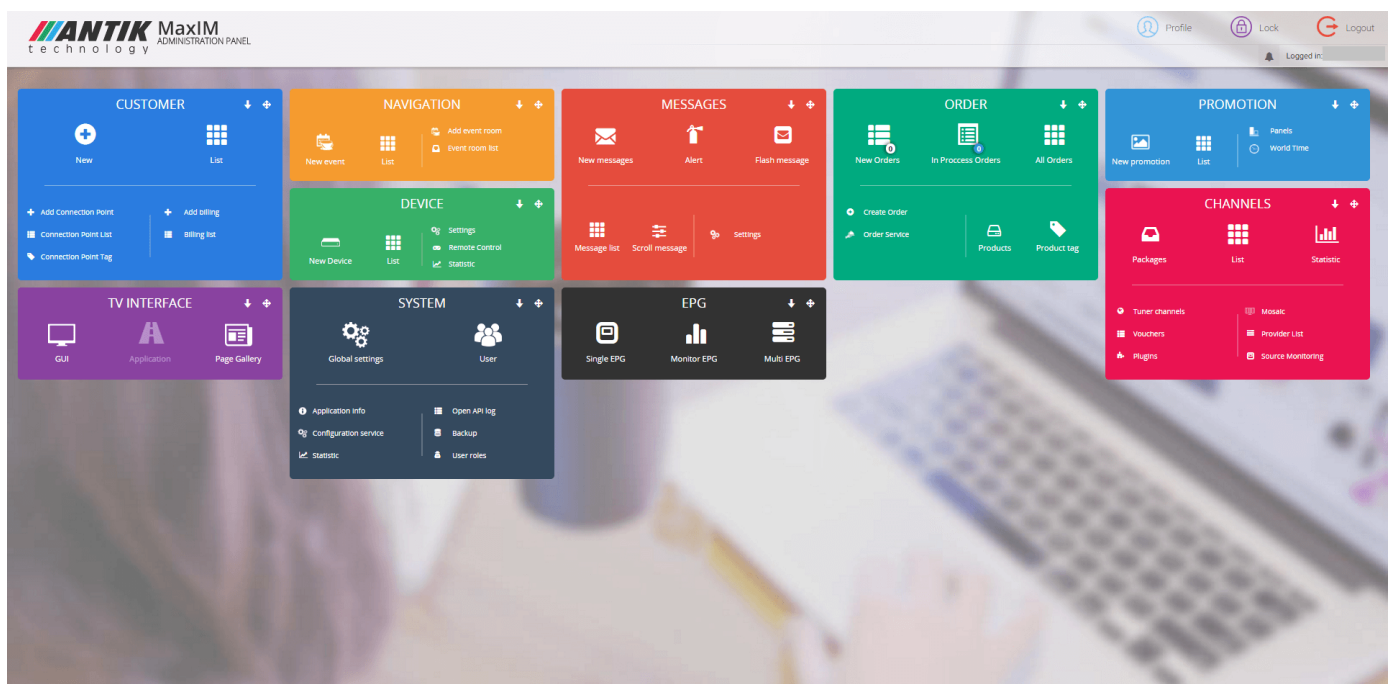
# MaxIM- Antik IPTV Management Server

## The power of Antik Technology!

*Antik Technology presents a professional cost-effective SW solution for a seamless management of your Antik set-top box and Mobile Application network. MaxIM is the corner stone of Antik Middleware Server Family. You can easily define your channel packages, configure all or only selected customers' STBs, collaborate with other part of the Antik Server Family such as Antik Archive Servers, Antik Mosaic Servers and VoD servers. The MaxIM management server SW can be easily connected to your billing or to the customer care application, so that your users' set-top boxes will be automatically activated and monitored using the same software your employees are familiar with.*

### Key features

- Simple channel and channel packages management
- Full remote control of set-top boxes and remote restart features (even on public internet)
- Remote set-top box firmware update
- Electronic Programme Guide database management and seamless EPG content import
- Integrated with other components of Antik Server Family
- STB management and user database
- Viewer statistics (users, channels, time,...)
- SNMP Communication Support
- Instant messaging to STBs
- Digital Signage - Promotions and Event Navigation Solution
- Integration and control of Mobile Application
- Hospitality features, welcome message, background image, language options etc. in the same platform



## MaxIM Administration

### Device

Manage the STBs in your network with a powerful management interface. Monitor a wide variety of parameters of each box. This superior statistics module brings a detailed statistic overview of the active STBs and viewers, as well as other vital information. It offers a manual STB / user registration and a channel pack allocation. Also API is integrated with billing.

**Packages** - Add channel packages to a selected set-top box and set the package validity.

**VLAN info** - An STB embedded switch that can be controlled from here.

**Groups** - Add selected set-top box to a group of STB's. Each set-top box can be added to a specific group. The STB's in this group can be controlled all together, so that the admin doesn't have to change settings on each set-top box separately.

**Remote control** - A list of the command buttons, which remotely control the set-top box.

**Status** - A list of the last activity on the set-top box that allows the admin to see for example what was a user watching before an error has occurred (coming soon).

The screenshot displays the ANTIK MaxIM Administration Panel. The interface includes a top navigation bar with the ANTIK logo and 'MaxIM ADMINISTRATION PANEL' text. Below the navigation bar, there are several input fields and dropdown menus for configuring a device. The 'Type' is set to 'STB', and the 'Service type' is 'OTT'. The 'Model' is 'Juice H256'. The 'Mode' is 'Standard TV'. The 'Choose assigned Device' section has radio buttons for 'Connection Point' and 'Customer', with 'Test' selected. The 'Device ID' field is empty. The 'Description' is 'automatic added AS anonym'. The 'OS' is 'JuiceTV', 'OS v.' is '3.38.0 ATK', 'Vendor' is 'Antik', and 'App version' is '2.2.36'. The 'IP' field is empty. The 'Last online' timestamp is '20.12.2016 10:26:13'. The 'IR - remote control' status is 'Enabled', and the 'Debug mode' status is 'Disabled'. Below the configuration fields, there is a 'Control' section with buttons for 'STB on', 'STB off', 'Message', 'Switch', 'Volume', 'Mute', 'Unmute', 'Reload', 'Service Info', 'Open settings', and 'Subtitle'. On the right side of the control section, there are buttons for 'Restart STB', 'Restart GUI', 'Factory reset', and 'Tuneit'. At the bottom right, there are 'Cancel' and 'Save' buttons.












































































### Channels

Managing channels and packages has never been easier. The channel and package manager allows the admin to configure parameters of TV, Radio and LiveCam streams in the network, or enable advanced statistic features. Channel sources by the URL (UDP, RTP, HTTP, HLS) can be easily defined. There's also a global volume level correction in case of uneven audio sources available.

**Filter** - The admin can search channels by various categories, so that the searched subject can be found without long procedures.


Categories (tv, radio, cam) - The streams can be divided depending on media – TV streams, digital radios, city (or security) cameras

Receiver inventory - An overview of channels assigned to a specific receiver

ANTIK technology MaxIM ADMINISTRATION PANEL						
Menu New channel Channels category IT Sort Package Tuner channels Source monitoring						
Title IT Type IT Sources Info Package Search / Reset						
1.	 Cartoon Network	TV	1			 
2.	 PFC 2	TV	1		BRAZIL package (official)	 
3.	 PFC 3 HD	TV	1			 
4.	 PFC 4	TV	1		BRAZIL package (official)	 
5.	 PFC Clubes HD	TV	1			 
6.	 FOX 1	TV	1		BRAZIL package (official)	 
7.	 FOX Action	TV	1		BRAZIL package (official)	 
8.	 Studio Universal	TV	1			 
9.	 Nick	TV	1		BRAZIL package (official)	 
10.	 VH1 Megahits	TV	1			 
11.	 MTV Hits	TV	2		ANTIK OTT - Premiov balik ENGAudio Package AMERICAN package (official)	 
12.	 MTV Dance	TV	2		ANTIK OTT - Premiov balik ENGAudio Package AMERICAN package (official)	 
13.	 Combate	TV	1		BRAZIL package (official)	 
14.	 PFC 5	TV	1		BRAZIL package (official)	 
15.	 Saudi Sport 1 HD	TV	2		ARABIAN package (official)	 
16.	 Saudi Sport 2 HD	TV	2		ARABIAN package (official)	 
17.	 Al Ekhbaria HD	TV	2		ARABIAN package (official)	 
18.	 Saudi 1	TV	2		ARABIAN package (official)	 
19.	 Saudi 2	TV	2		ARABIAN package (official)	 
20.	 Sajjal	TV	2		ARABIAN package (official)	 
21.	 Quran TV Saudi	TV	2		ARABIAN package (official)	 
22.	 Saudi Sunnah Channel	TV	2		ARABIAN package (official)	 
23.	 Althaqafiah	TV	2		ARABIAN package (official)	 
24.	 Alaan TV	TV	2		ARABIAN package (official)	 
25.	 Zee Afham	TV	2		ARABIAN package (official)	 

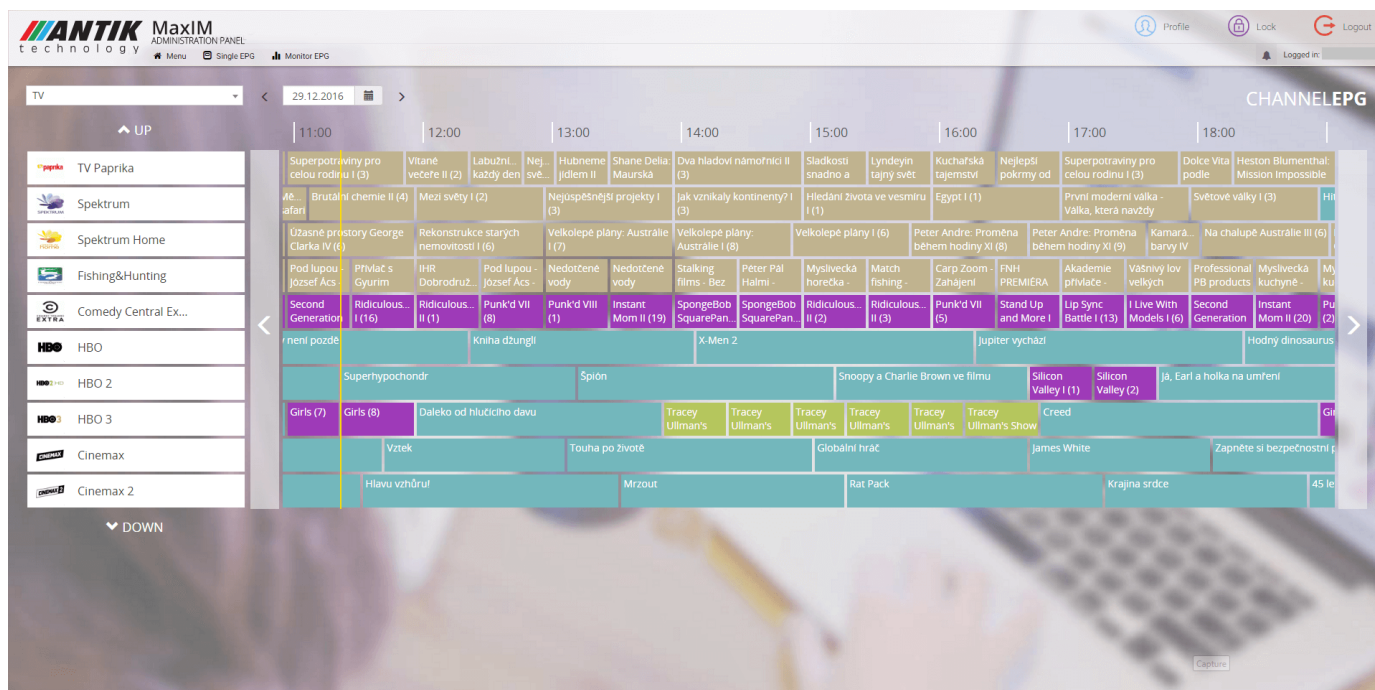
## Channel Details

Edit the channel's details, properties, icon and much more. This function offers a simple creation of channel packages and adding management of channel sources, video and audio codecs, and more. Here the admin can add a channel logo for the IMS and this logo will be displayed in the STB GUI menu of the end-user. The Parental control flag helps to manage an adult content.

ANTIK technology MaxIM ADMINISTRATION PANEL		Profile	Lock	Logout
Menu New channel Channels Package				
Title <input type="text" value="STV1"/>		Channel type <input type="text" value="TV"/>	Sequence <input type="text" value="7"/>	
ID content <input type="text" value="stv_1"/>	EPG ID <input type="text"/>	Service Provider <input type="text" value="..."/>		
Description <input type="text"/>				
Logo 	Snapshot server <input type="text" value="ANTIK Snapshot 01"/>			
<input type="button" value="Browse"/> <small>It is possible to upload an image in JPG, GIF or PNG format and max file size 10MB. Recommended resolution min. 60x60pixels.</small>				
<input type="checkbox"/> Adult <input checked="" type="checkbox"/> Archive <input type="checkbox"/> Loop stream <input type="checkbox"/> Test stream				
Package <input checked="" type="checkbox"/> KRTS test				
Source				
Service <input type="text" value="Multicast"/>		Stream URL <input type="text"/>		
Resolution <input type="text" value="720"/>	Quality <input type="text" value="MEDIUM"/>	Bitrate <input type="text"/>	Crypto <input type="text" value="NONE"/>	
Video Codec <input type="text" value="mpeg2v"/>	Audio Codec <input type="text" value="mpga"/>	Video P.D. <input type="text"/>	Audio P.D. <input type="text"/>	
Time shift <input type="text"/>	Time shift min. <input type="text" value="min"/>		<input type="button" value="Remove source"/>	
Service <input type="text" value="Multicast"/>		Stream URL <input type="text"/>		

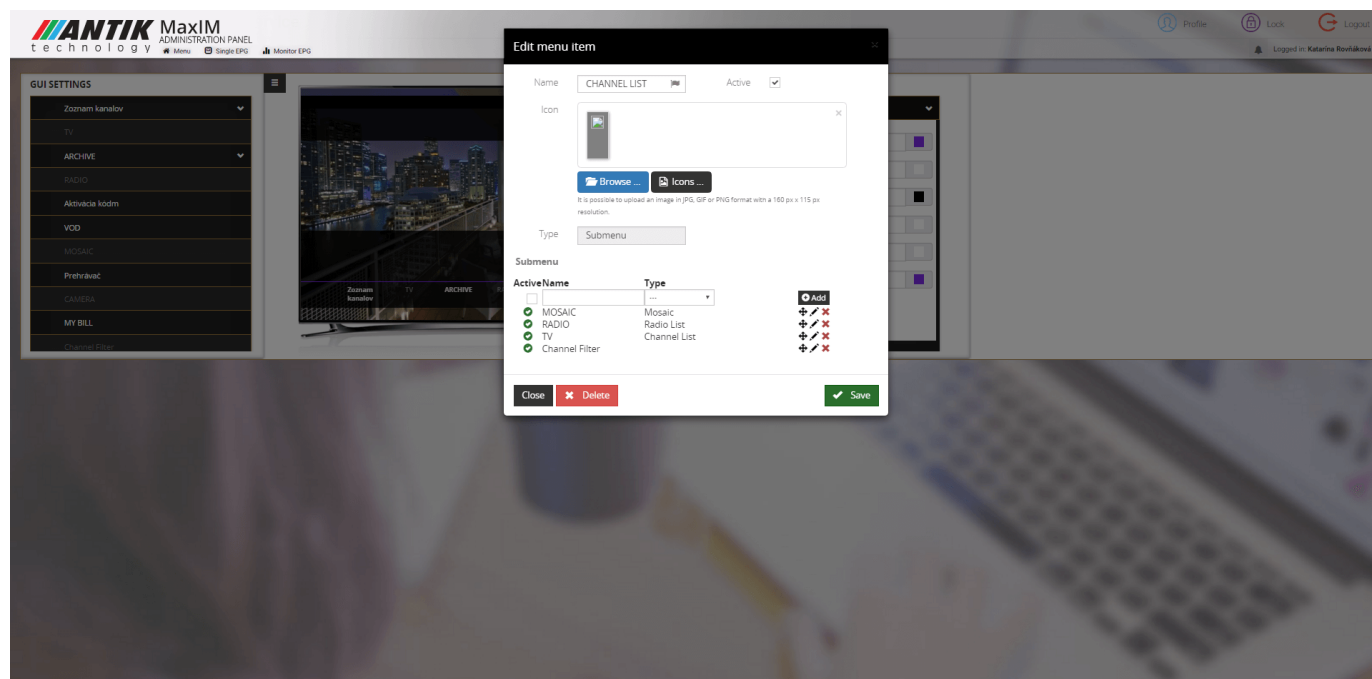
## EPG management

The EPG database import module is great tool to transform the EPG from the XML TV data formats into the Antik Server Database. The movie title, genre, long description, time, image cover are supported. The XML TV format is supported for a seamless program metadata import to the system. Then the system automatically downloads the new data and checks the consistency. The same data are used for STBs and mobile apps.



## GUI Customization

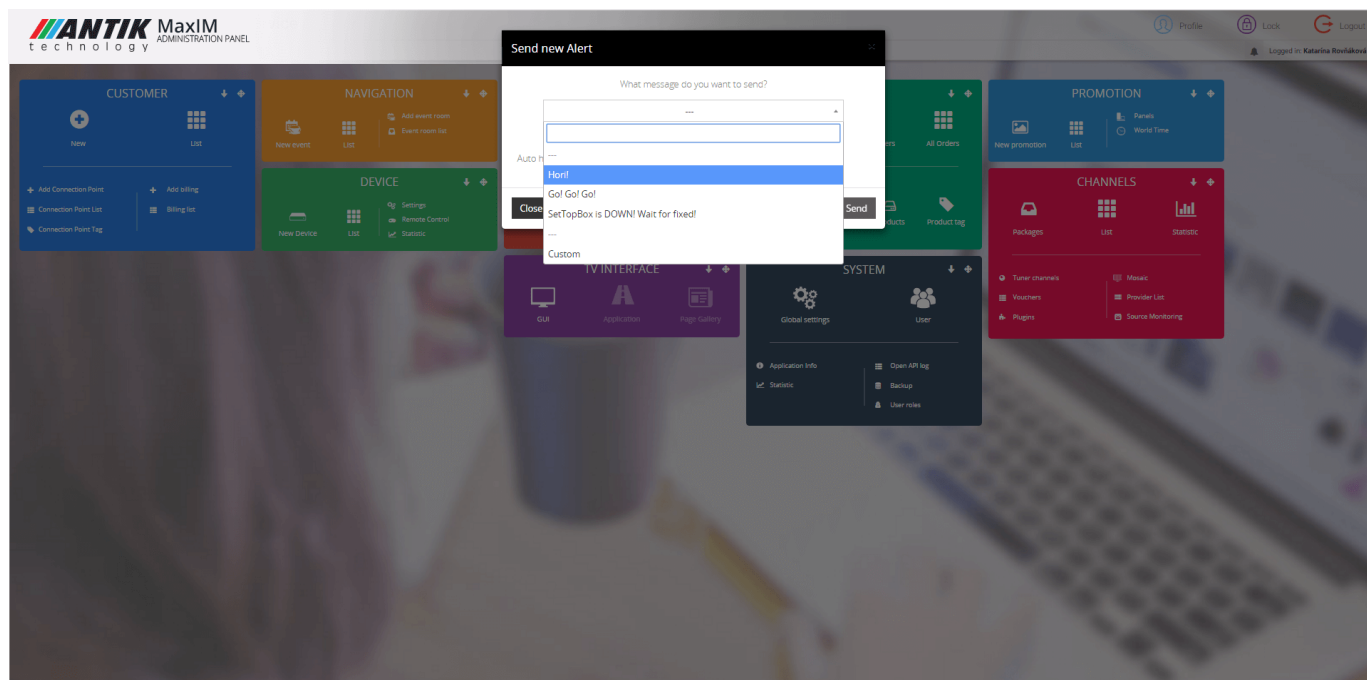
Choose a color of your Graphic User Interface from the background, through Icons, to text. Select your preferred language from several of world languages. When editing Menu Icons, delete or add new options in Menu that will show on the receivers' screen. Add submenus, name them and activate or deactivate due your needs. We bring not only this but many more possibilities of GUI customization.





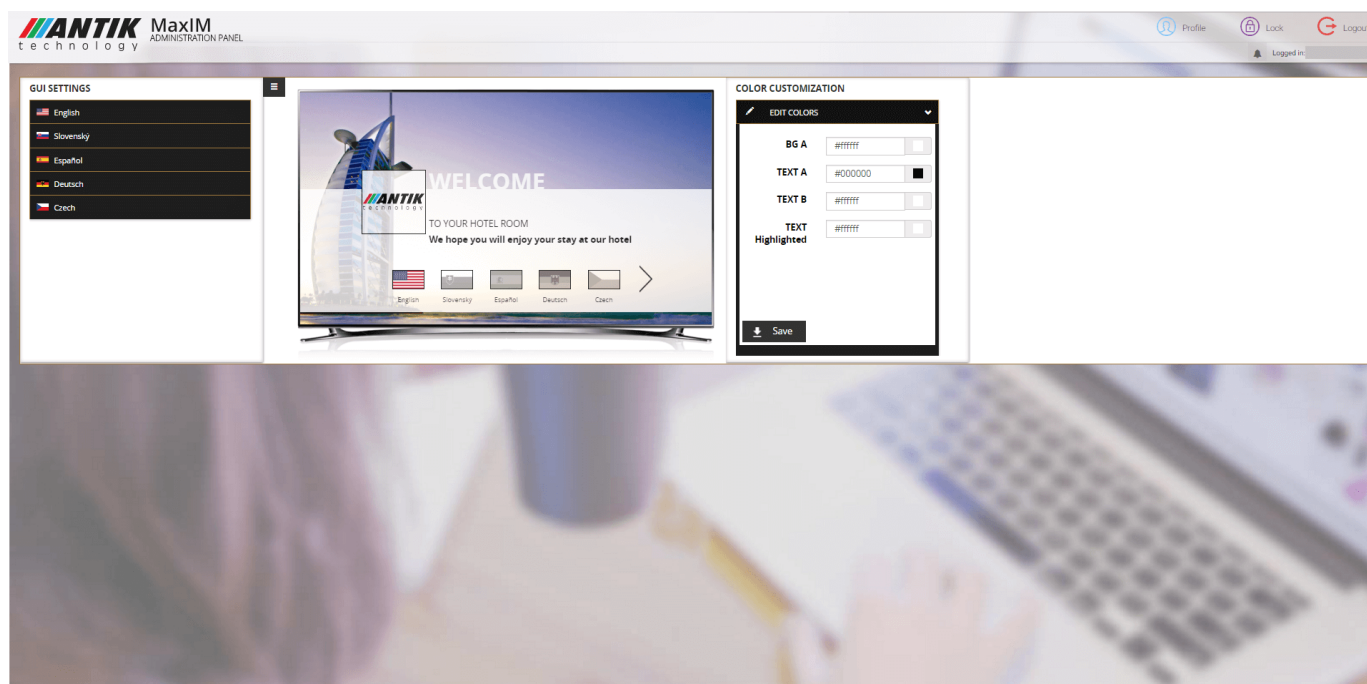
## Messages

There is a possibility to send messages directly to your customers' devices. You can set up the type of message (alert, flash, scrolling) and also duration of the visibility of the scrolling text. Choose from preset alert messages or make your custom one.



## Hospitality Solution Integrated

Antik MaxIM management server was created to be able to manage Antik Hospitality Solution as well. Choose channel packages for certain rooms, communicate with your customers through messages, and receive orders from them directly from their TV screens to management server. API is integrated with billing, so you are able to prepare bill for your customers within minutes.



## Promotion

In case you want to highlight your company and your products, we are offering Digital Signage Solution together with complex advertising delivery solution also manageable through the same MaxIM server. Simply add your Antik Digital Signage panel to the system, create promotion campaigns and assign them to the panel.

**ANTIK technology** MaxIM ADMINISTRATION PANEL

Menu New promotion Promotion list Panels

Profile Lock Logout Logged in: Katarina Rovnakova

Is active: ☒ On

Mode: ☐ Banner ☒ Fullscreen

Type: ☒ Image ☐ Video

Name: Star Wars

Delay: 10 Priority:

Date from: 28.07.2016 Date to: 15.08.2016

Horizontal image: EMPTY

Vertical image:

Browse ...

It is possible to upload an image in JPG, GIF or PNG format with a 1280x720 resolution and max file size is 10MB.

Panels:

**Info panel** ☒ On

- ☒ Antik - SW - development
- ☒ Zakaznicke Centrum\_KE\_Horizontalny

**Navigation panel** ☒ On

- ☒ ZC\_Stropkov
- ☒ ZC\_Outdoor
- ☒ ZC\_Vranov
- ☒ ZC\_Humenne
- ☒ ZC\_Trebišov
- ☒ ZC\_Veľké Kapušany
- ☒ ZC\_Svidník
- ☒ ZC\_Bratislava
- ☒ Zakaznicke centrum Antik

## Navigation

Manage the information displayed on navigation panels. Make sure your guests get right guidance to be on time at the right meeting point. Easy operation enables very fast content update.

**ANTIK telecom** MaxIM administration panel

Menu Event list

Profile Lock Logout Logged in:

Line 1: MaxIM training

Line 2: Be confident with MaxIM

Date from: 24.06.2016 Date to: 26.06.2016

Visible from: 24.06.2016 Visible to: 26.06.2016

Info panel: 24.06.2016 Navigation panel: 22.06.2016

Logo:

Remove Browse ...

It is possible to upload an image in JPG, GIF or PNG format 330x330 resolution and max file size is 10MB.

Event room: ANTIK

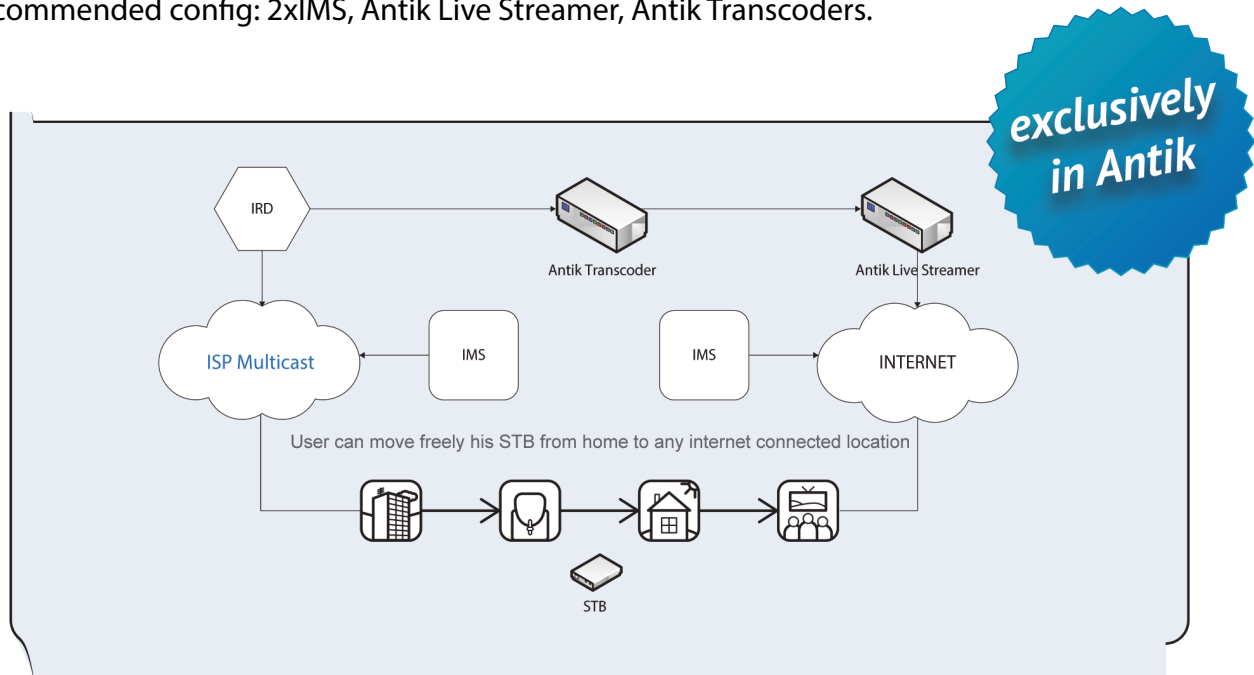
Description: ANTIK meeting, training of MaxIM

Cancel Save

## Hybrid multicast + OTT operation in same box

Same STB, same FW - working on internet and closed network. Unique Antik SW development - STB can automatically recognize, if is it connected to closed network or public internet. Same channels can be set in both scenarios so end-user can streamlessly nomade between OTT and multicast worlds.

Recommended config: 2xIMS, Antik Live Streamer, Antik Transcoders.



## Users activity stats

Detailed IPTV usage stats.

Channels, programmes, box, PAL/NTSC, PIP, aspect ratio, resolution, restarts, FW versions, etc.